

“Using Digital Tools in a Traditional Art Process”

Brian Cragun

Intermountain Society of Artists

Jan 13, 2025

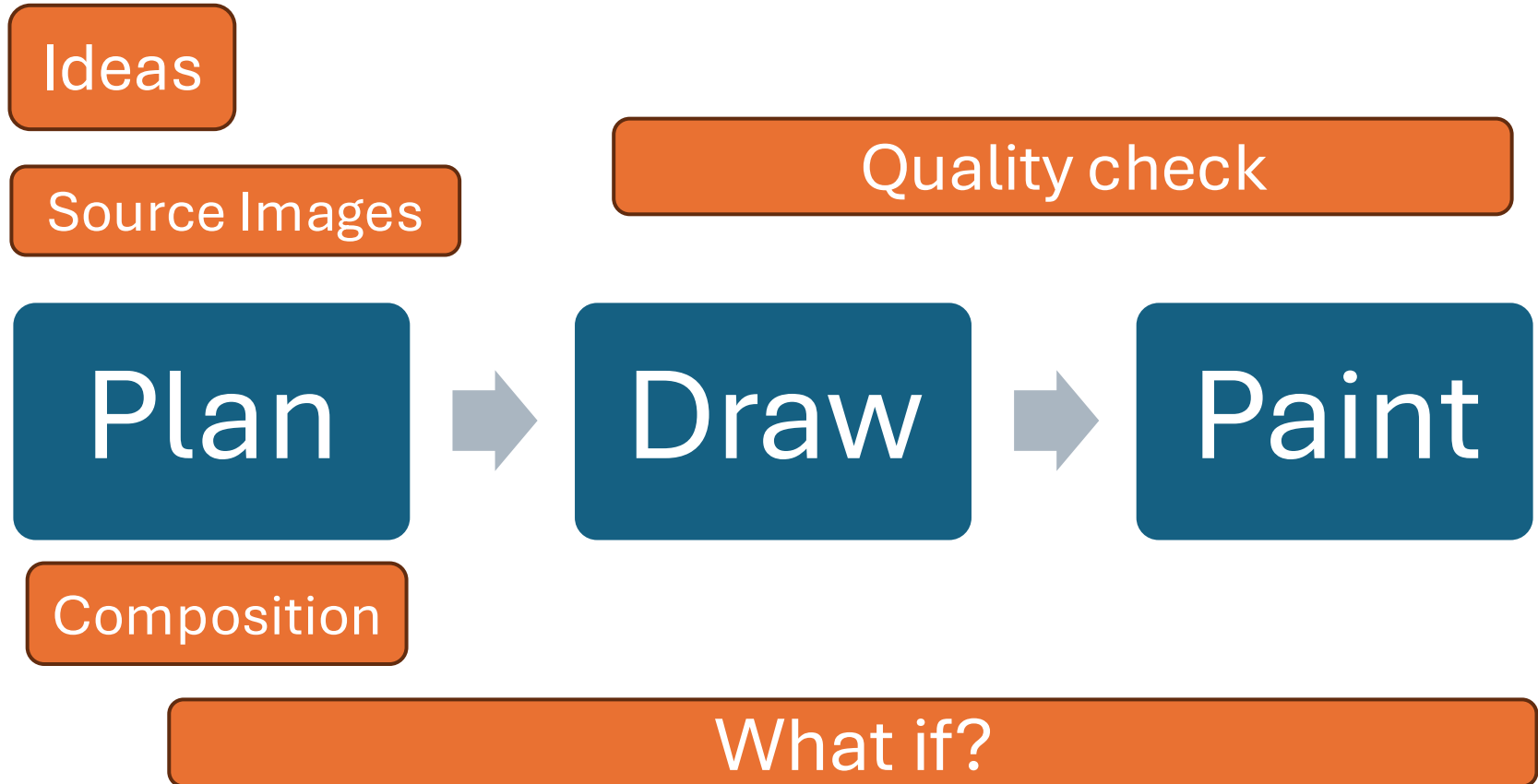
Agenda

- Overview of simplified process
- Where digital tools fit in
- Case example of recent commission
 - Plan AI manipulation, Procreate manipulation, composition
 - Draw Procreate digital compare
 - Paint Procreate digital compare / mock changes
- Demonstrate digital compare in drawing
- Discussion on AI: sources, uses, caveats
- Favorite tools (top 10)
- Repro & marketing observations
- Demonstrate digital compare in painting

Traditional Art Process



Traditional Art Process *Supported by Digital Tools*




Walk Through Recent Painting

Digital Compare


Source Image





Drawing




Wash




Painting




Canvas Plan



Overlay Compare



Overlay Compare



Overlay Compare

Digital Compare Detail Steps

1. Create digital canvas of *proportionate size*
2. Compose source onto *sized* digital canvas
3. Draw on real canvas of *same size*
4. Photograph drawn canvas; crop
5. Import drawing image to Procreate digital canvas
6. Align corners (*use distort*)
7. Increase/reduce opacity to most useful level
8. Adjust *real* drawing/painting to *correct errors*

**Works for all styles of drawing /
paintings**

AI

- Ideas
- Source Images –
 - Copyright free / royalty free
 - Verify accuracy
- Change modalities
 - Line <-> Photo <-> Art style
- Iterate
- What if?
 - Different lighting
 - Different angle



Procreate

- Manipulate Source Images
- Digital compare
- Iterate
- What if
- Progress “Video”

Other Tools

- Squeegee
- Photo Value Scale
- Pencil: Faber-Castell “Goldfaber” 283 Burnt Sienna & eraser
- Alcohol marker: Master’s touch Gold or Copper
- Inexpensive brushes: Master’s Touch classroom brushes
- ABS board (from Spandex, Dan Wilson, Beki Tobiason)
- Electric cardboard shears
- Photographs under glass palette

Palette (figurative)

- Titanium white
- Raw Sienna
- Transparent Oxide Red
- Alizarin Crimson

- Yellow Ochre
- Cad yellow light
- Cobalt blue
- Green gold

- Dioxazine purple
- Blue black



Transparents in background

- Transparent Oxide Red
- Transparent Oxide Red
- Pthalo Blue. (Ultramarine)
- Pthalo Green

Things that didn't work (as well)

- Drawing -> Clear gesso -> Paint on top
- Drawing -> Image -> Cleanup -> Print -> Clear gesso -> Paint on top

Handouts

- Inexpensive value scale (also at cragun.com)
- Business Cards
- Notes from slides
 - <https://cragun.com/isa.pdf>
- AI resources: <https://tinyurl.com/artist-ai-reference>

